



BESS Quality Risks

A summary of the most common Battery Energy Storage System manufacturing defects

February 2024


The Past Several Years Have Shown That Thermal Runaway Poses a Significant Risk to the Energy Storage Industry

Data collected from CEA's factory quality inspections of BESS systems has found that these risks still exist:



26%

of inspected energy storage systems had quality issues related to the fire detection and suppression system.



18%

of inspected systems had quality issues related to the thermal management system.

The following report highlights the safety issues above as well as a host of other quality concerns.

CEA Has Conducted Factory Quality Audits On Over 30 GWh of Lithium-Ion Energy Storage Projects

- **320+** inspections in **52+** Battery Energy Storage System (BESS) factories
- **64%** of tier 1* BESS cell manufacturers audited worldwide
- **1300+** total manufacturing issues identified



Locations of CEA factory audits

Here are our key findings...

*Tier 1: definition is based on BMI (Benchmark Mineral Intelligence)

Our Audit Process: CEA Assigns a Severity to Each Finding Depending On the Risk Level of the Issue

A **finding** is an issue identified during inspection that indicates deviation from standard best practices, processes or product specifications.

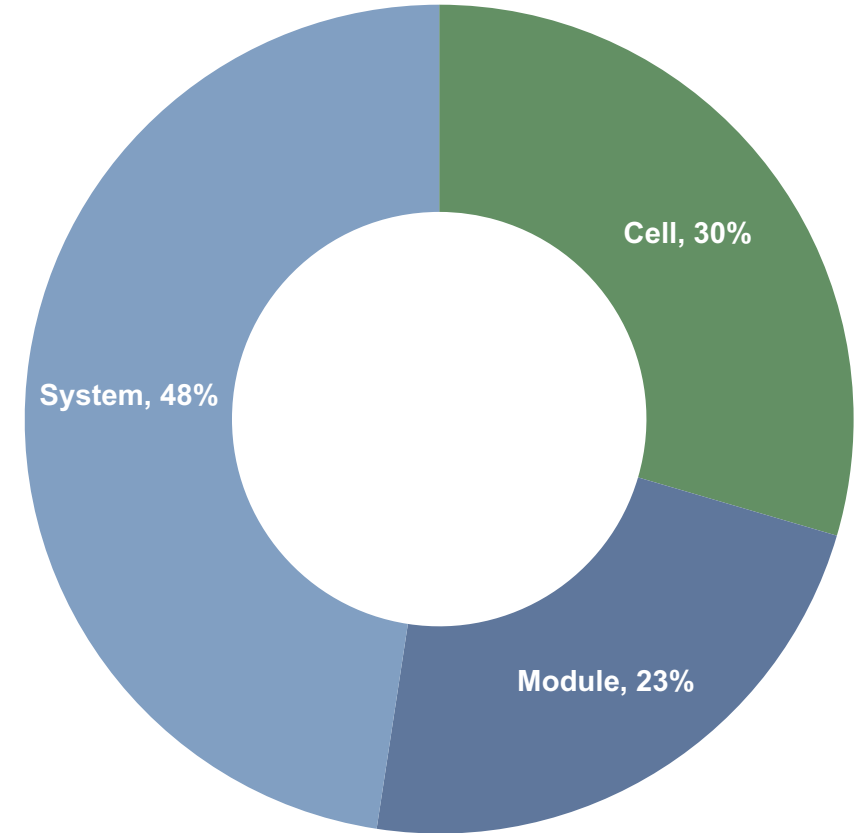

Finding Severity	Definition
Critical	Findings that may result in severe safety risks and hazardous conditions. Critical findings are likely to cause damage to other products or property, trigger non-compliance regulatory issues, and generally constitute a breach of mandatory regulations.
Major	Findings that may reduce the battery's functionality or impact safety in either short or long term.
Minor	Findings which do not pose a clear risk of production failure, but rather fall outside the quality requirements.

Distribution of Total Findings

With so much industry attention focused on cell selection, system integration should not be overlooked as a potential source of problems. **System-level defects accounted for nearly 50% of our QA findings.**

The large number of system-level issues is mainly caused by the following two contributors:

- The BESS integration process is highly manual and labor-intensive, with less stringent quality control procedures.
- Systems are very complex and are vulnerable to underlying problems originating from defects in upstream components that were not caught during earlier quality checks.



Distribution of all BESS Findings

Breakdown of System-level Findings

The majority of system-level findings occurred in the **Balance of System** and **enclosure**. **Performance test** findings usually indicate larger or more complex problems.

58% of system-level findings are Balance of System related

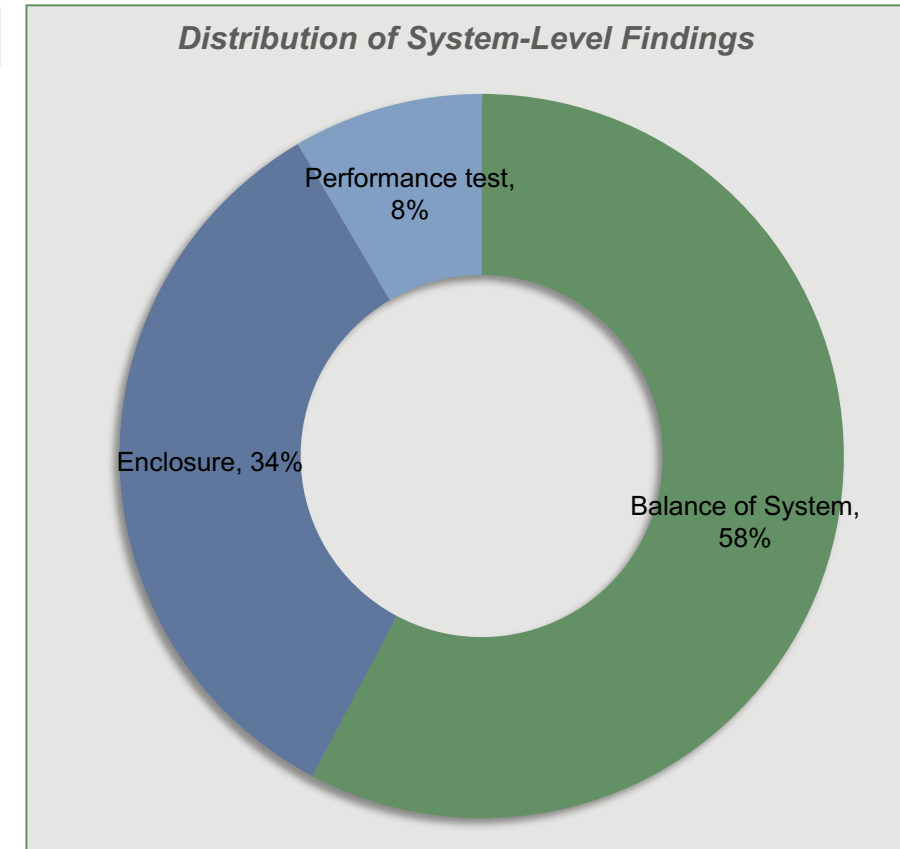
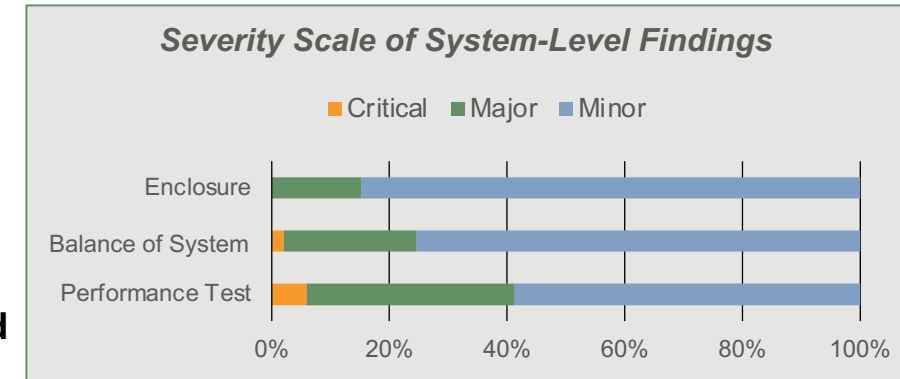
34% of system-level findings are enclosure related

8% of system-level findings are performance test related

Why/How Does It Happen
Component defects and improper system integration procedures.
Example
<ul style="list-style-type: none"> Liquid coolant leakage due to deformed flange plates, defective valves, loose pipe connections within the coolant circulation system Malfunctioning temperature, smoke, gas sensors, audible and visual alarms due to internal mis-wiring Live conductor exposed within the AC/DC distribution

Why/How Does It Happen
Defects from enclosure manufacturing process and mishandling during transportation.
Example
<ul style="list-style-type: none"> Poor strength and rigidity: lifting provision test, structural deformation, etc. Poor wiring and cabling arrangement Grounding mechanism defects Water ingress issue Appearance defects: painting specifications, markings, nameplate, openings, etc.

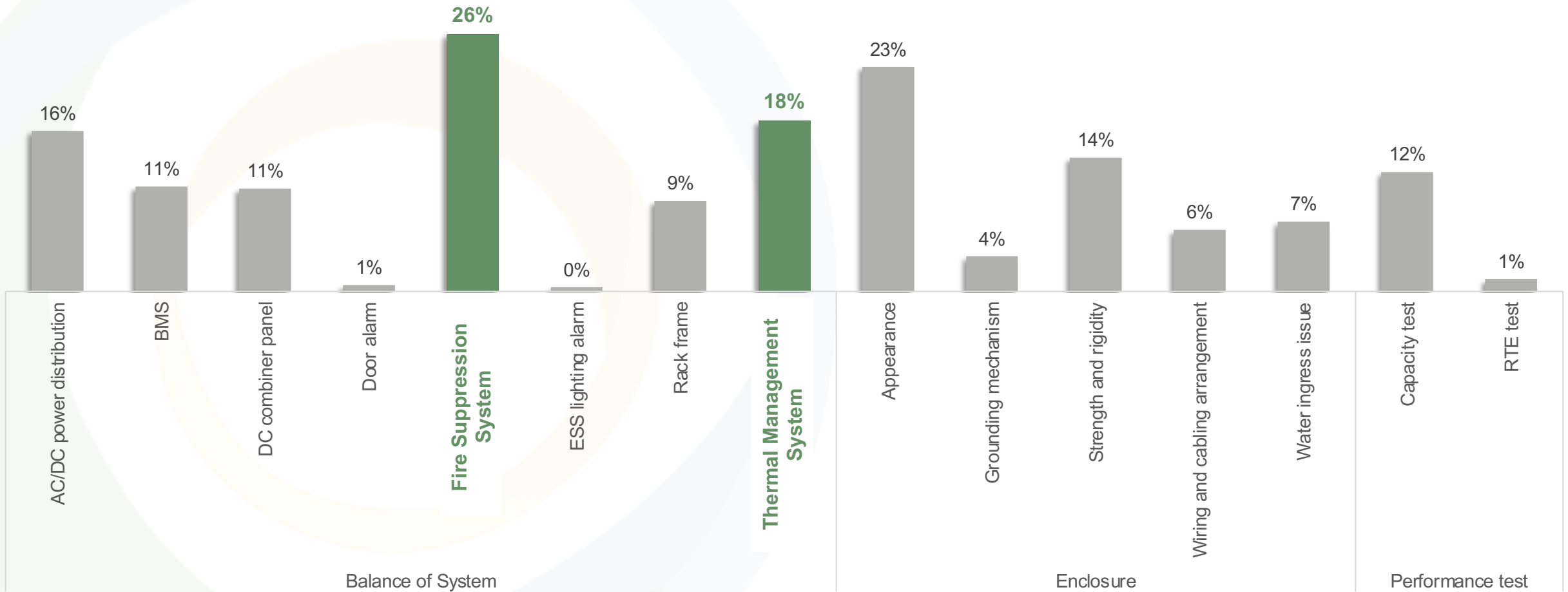
Why/How Does It Happen
A wide variety of manufacturing defects and/or improper system integration.
Example
<ul style="list-style-type: none"> Underachieving capacity and Round Trip Efficiency results from abnormally large temperature and voltage variations among battery cells within a module, due to high impedance from poorly welded wiring connections Charging/discharging failure due to wiring issues in battery rack's high voltage boxes



26% of BESS units that CEA inspected had defects in the **Fire Suppression System**, while **18% of units** had **Thermal Management System** defects.

Fire suppression and thermal management systems are critical for functional safety, and defects in these systems can lead to increased risk of fire.

Frequency of system-level BESS defects over total inspected units



Case Study – Common Fire Suppression System Findings

26% of inspected BESS units had fire suppression system defects

Non-responding release actuator for the fire extinguishing agent

Why/How Does It Happen

A diode within the actuator was faulty.

Risk

A malfunctioning actuator will not respond to the command of releasing a fire extinguishing agent, potentially allowing the fire to further propagate.

Example



Fire alarm abort button was not functional

Why/How Does It Happen

The fire alarm abort button was not responding to the user commands due to incorrect wiring.

Risk

The abort button allows user to deactivate an improperly triggered fire alarm; failure to deactivate can lead to unwanted fire extinguishing agent or sprinkler system activation which can cause serious damage to equipment.

Example



Non-responding smoke & temperature sensors


Why/How Does It Happen

The smoke sensor was incorrectly wired, and a temperature sensor was reversely connected to power source.

Risk

An incorrectly wired smoke sensor cannot detect the presence of smoke within the system. A reversely connected temperature sensor can have a false reading. Malfunctioning of these sensors can pose a high fire and explosion risk.




Example





Case Study – Common Thermal Management System Findings

18% of inspected BESS units had thermal management system defects

Circulation System Components Failure


Why/How Does It Happen		
1. Flange plates are deformed from overtightening due to a loosely defined screw mounting Standard Operating Procedure (SOP).	2. Loose pipe connection: the fastener was not fastened from operator's mis-installation and not following SOP.	3. Defective incoming material: the valve comes with a loose stem.
Risk		
1. Internal short circuiting and thermal runaway initiation from continuous coolant leakage.	2. Severe short-circuiting events and thermal runaway initiation from potential massive coolant leakage.	3. Faster battery degradation from insufficient coolant flow control and internal short circuiting and thermal runaway initiation from continuous coolant leakage.
Example		
		

Compressor mainboard short circuiting

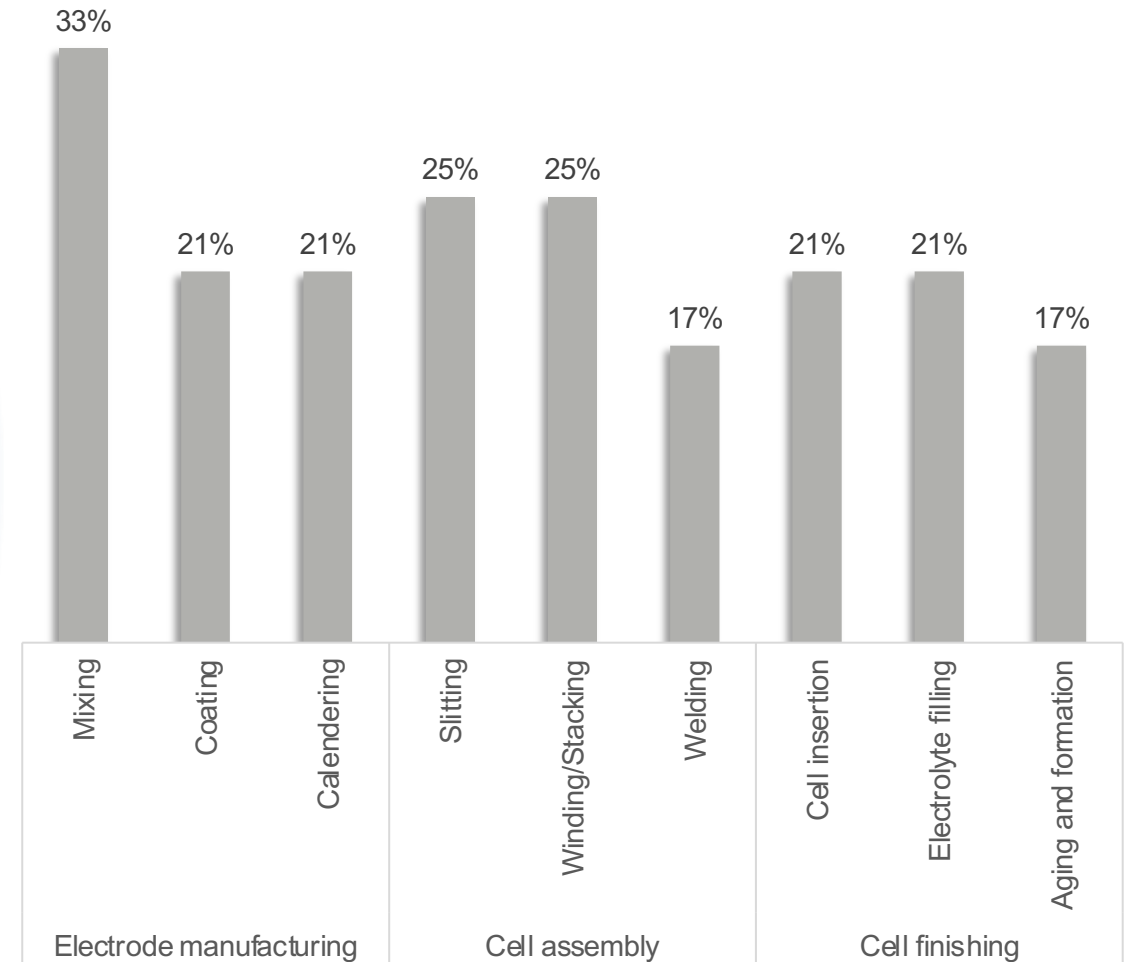
Why/How Does It Happen
Defective mainboard with a burned MOS (Metal Oxide Semiconductor) tube for compressor control.
Risk
<ol style="list-style-type: none"> 1. Faster battery degradation from dysfunctional liquid cooling system. 2. Initiating thermal runaway or explosion with sparking from burned components.
Example
 

30% of the Total Findings Occurred During Battery Cell Manufacturing

- Although battery cell factories have the highest level of automation, they make up a larger number of findings (compared to battery modules) due to their lengthy production processes and higher precision requirements, leading to more room for error.
- Audit findings on cells typically have a higher severity rating as cells are the building blocks of the energy storage system, and defects can be detrimental to system performance and safety.



Frequency of issues found in total audited cell workshops



Breakdown of Battery Cell Findings

Findings are evenly distributed due to strict precision and safety requirements throughout the entire cell manufacturing process.

32% of cell findings occur during electrode manufacturing

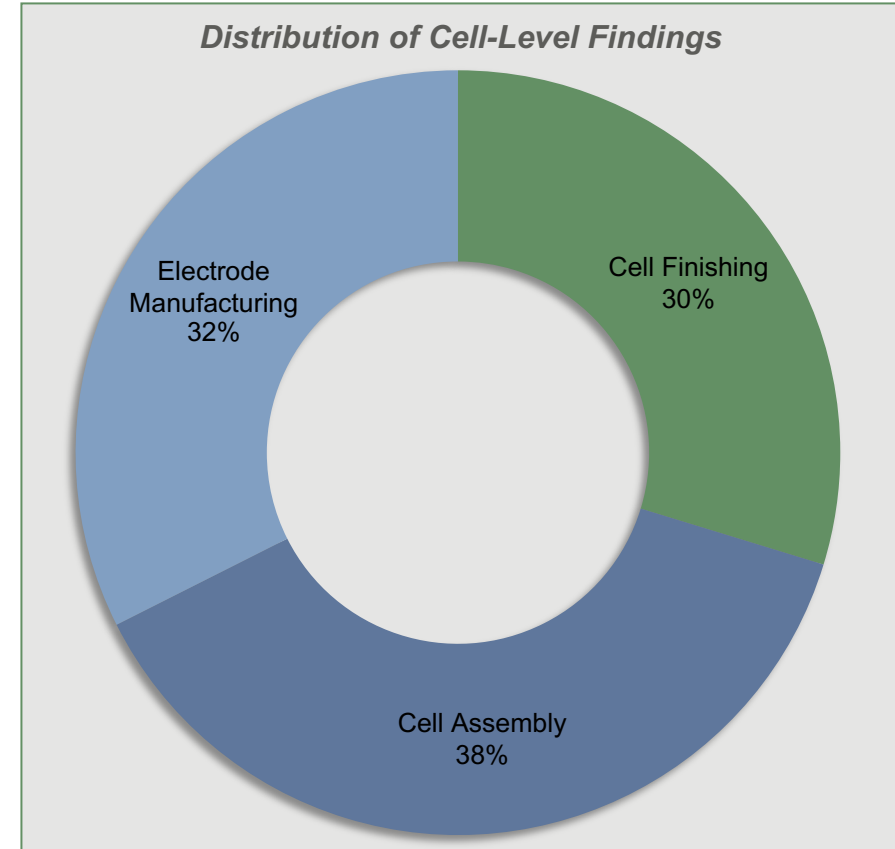
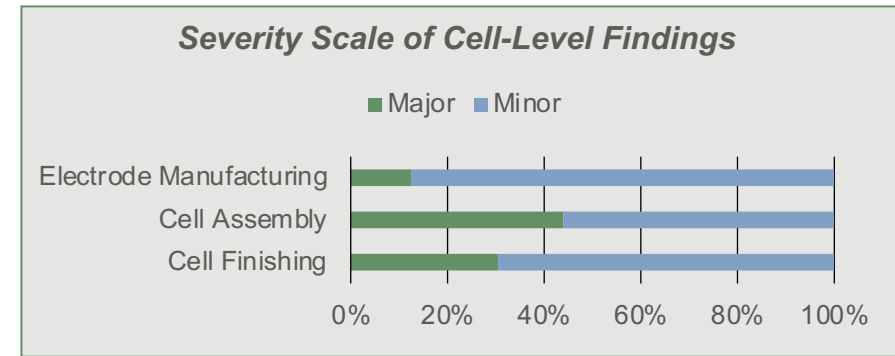
38% of cell findings occur during cell assembly

30% of cell findings occur during cell finishing

Why/How Does It Happen
Improper measurement system analysis and process control
Example
<ul style="list-style-type: none"> Mixing: out-of-calibration viscosity meter, lack of expiration control record over the mixed active material Coating: missing key coating quality measurements such as surface density, coating thickness, and moisture content. Calendering: deformed electrode sheets due to roller misalignment


Why/How Does It Happen
Improper process and quality control execution
Example
<ul style="list-style-type: none"> Slitting: lack of burr size control, lack of monitoring on the cutter status and remaining life Stacking/winding: lack of inline electrode alignment inspection Welding: uncalibrated welding strength test that are conducted manually without well-defined pass/fail criteria

Why/How Does It Happen
Improper process and quality control execution
Example
<ul style="list-style-type: none"> Cell (jelly-roll/stack) insertion: lack of laser welding parameter verification, lack of inline alignment and clearance inspection after the aluminum cap is welded on Electrolyte filling: Loose control of environmental conditions (temperature and humidity), lack of sealing quality inspection which can lead to electrolyte leakage

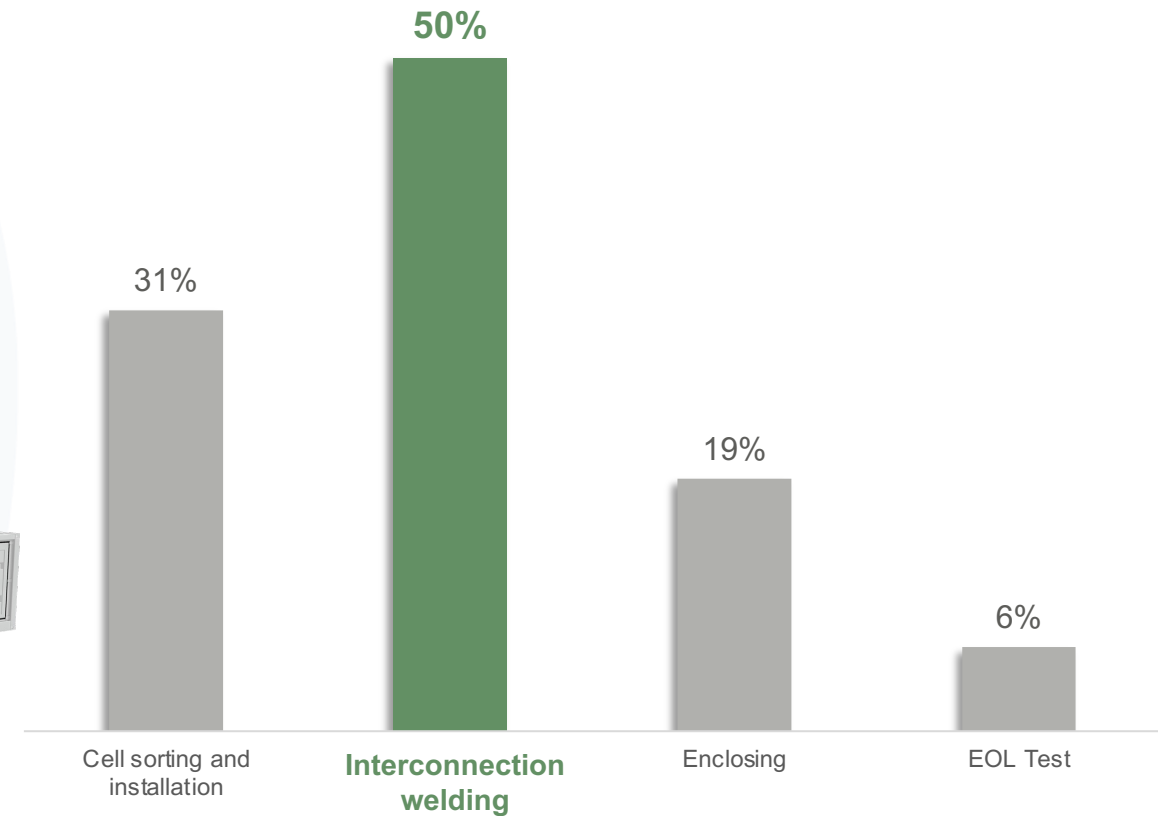


23% of the Findings Occurred During Module Manufacturing, Largely Due to More Manual Production Lines

Module manufacturing issues often occur because lines are less automated, which creates room for imprecision in material handling and inferior welding quality.



Frequency of issues found in total audited module workshops



Breakdown of Module-Level Findings

The automation level of module production varies among manufacturers. Welding quality issues and environmental control pitfalls can lead to end-of-line (EOL) test failures.

45% of module findings occur at cell sorting and installation

41% of module findings occur during interconnection welding

11% of module findings occur during enclosing

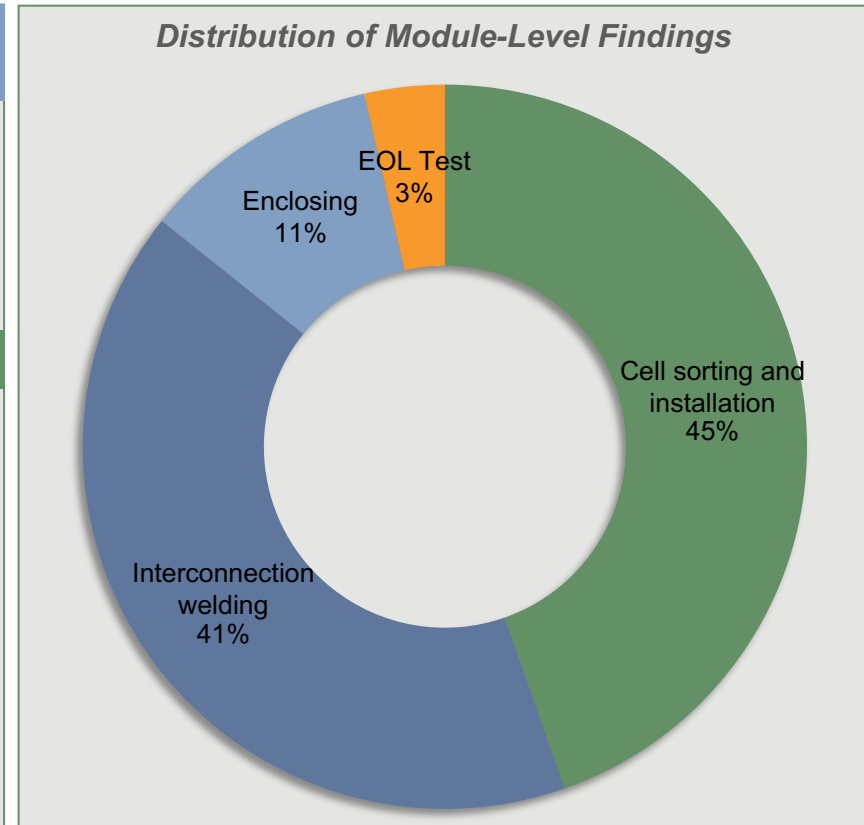
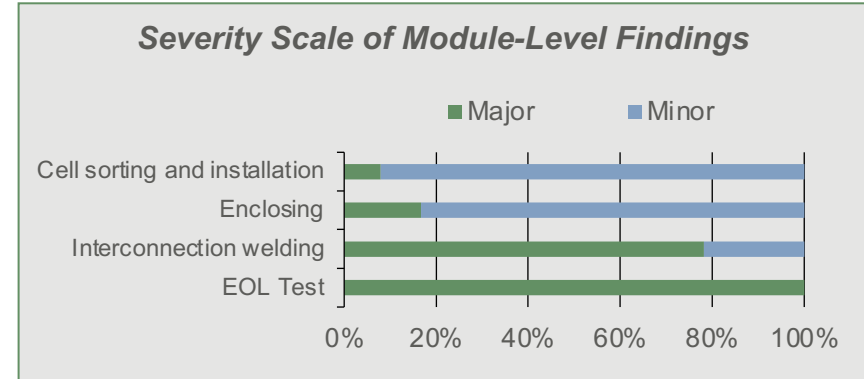
3% of module findings occur during EOL testing

Why/How Does It Happen
Manufacturing inconsistency due to manual operation and improper quality control protocols
Example
<ul style="list-style-type: none"> Lack of error-proofing measures to ensure cells are assembled with the right orientation Inconsistent glue usage and position Unqualified BOM (Bill of Materials) change on insulation layers within the module.

Why/How Does It Happen
Lack of efficient quality control procedures and mis-operation risks due to a highly manual process
Example
<ul style="list-style-type: none"> Mislocated welding position Non-calibrated welding strength test Lack of procedure of cleaning up welding slags.

Why/How Does It Happen
Lack of efficient quality control procedures and mis-operation risks due to a highly manual process
Example
<ul style="list-style-type: none"> Inconsistent cell group placement Mechanical damages to fixtures and cooling plates.

Why/How Does It Happen
Cell manufacturing inconsistency and mis-wiring from highly manual processes
Example
<ul style="list-style-type: none"> Failed dielectric withstand voltage test due to poor internal wiring insulation and wiring arrangement Abnormal cell voltage difference due to defective cells.



What Can You Do To Ensure the Long-term Financial Health of Your BESS Assets?



Golden FAT

- **Closing the Gaps:** We review your procurement contract, project requirements, and FAT checklist to ensure your energy system is safe and performs well, preventing any surprises.
- **Early Detection:** We identify risks in the supplier's checklists early to save costs and extend your system's operational life.
- **Expert Check-Up:** Our experts verify adherence to key safety and performance standards for a reliable energy system.
- **Negotiation Support:** We support you in negotiating and adjusting the FAT checklist deviations.



Factory QA

- **Factory Audit (FA):** Engineers check factories with a 300+ point checklist, assess risks, and recommend fixes.
- **Inline Production Monitoring (IPM):** Engineers monitor production in real-time, ensure quality, spot issues, and suggest corrections.
- **Pre-Shipment Inspection (PSI):** Engineers inspect and test a random sample of finished products, record findings, and advise on improvements.
- **Factory Acceptance Test (FAT):** Engineers inspect and test finished products for performance and suggest corrective actions.



For more information
info@cea3.com / <https://www.cea3.com>

The information herein has been prepared by Clean Energy Associates, LLC ("CEA") solely on a confidential basis and for the exclusive use of recipient, and should not be copied or otherwise distributed, in whole or in part, to any other person without the prior written consent of CEA. No representation, warranty or undertaking, express or implied, is made as to, and no reliance should be placed on, the fairness, accuracy, completeness or correctness of the information or the opinions contained herein. The information herein is under no circumstances intended to be construed as legal, business, investment or tax advice. Neither CEA or any of its affiliates, advisors or representatives will be liable (in negligence or otherwise), directly or indirectly, for any loss howsoever arising from or caused by the understanding and/or any use of this document.